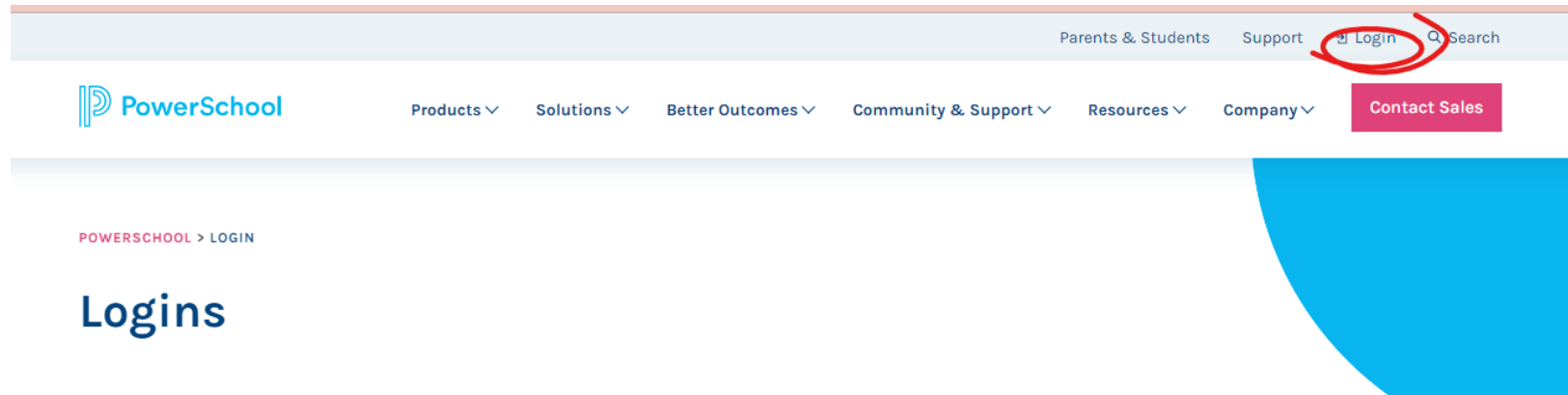



For 1<sup>st</sup> time users, go to [www.Schoology.com](http://www.Schoology.com) and click login



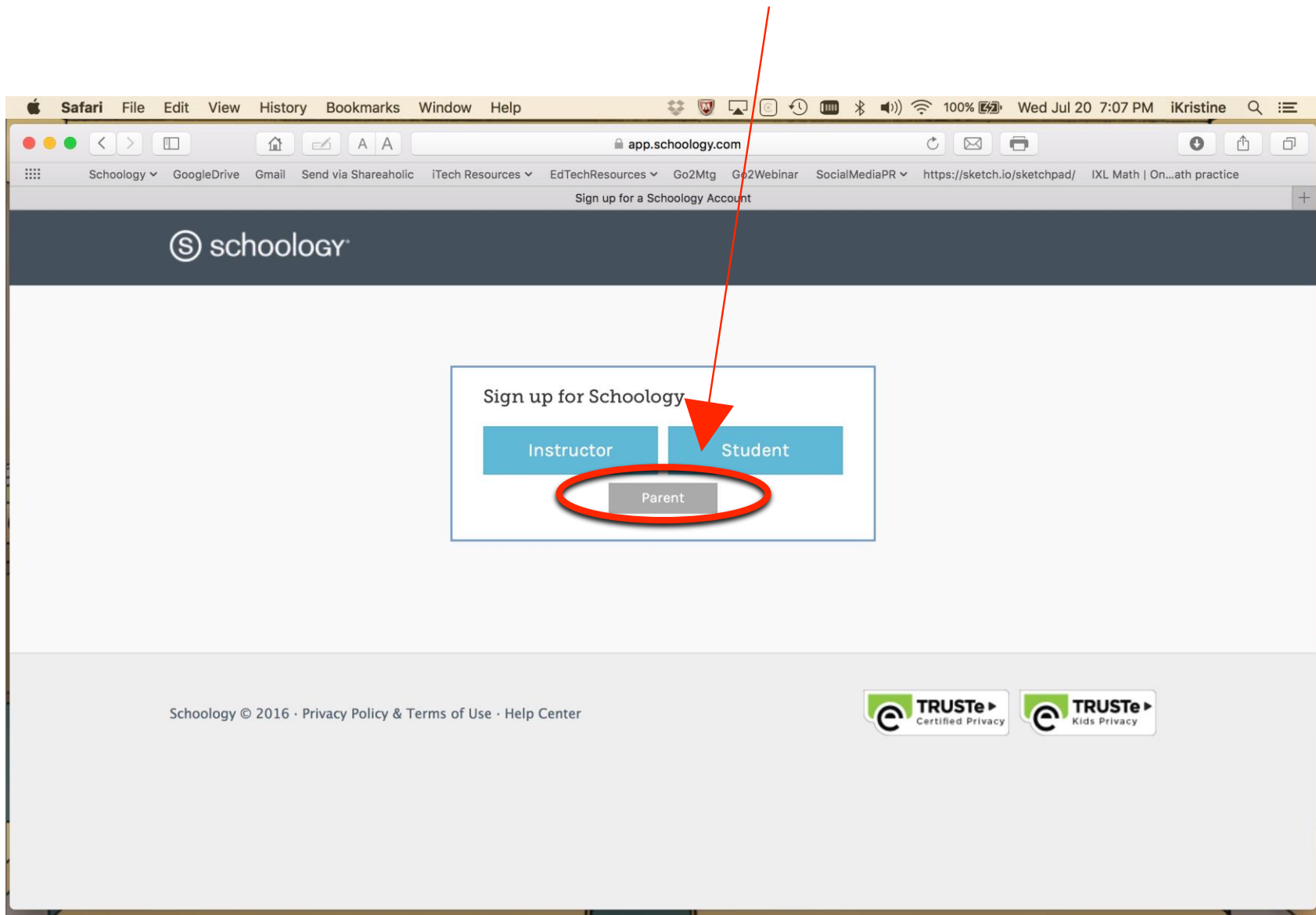
Click on REGISTER

## Schoology Learning

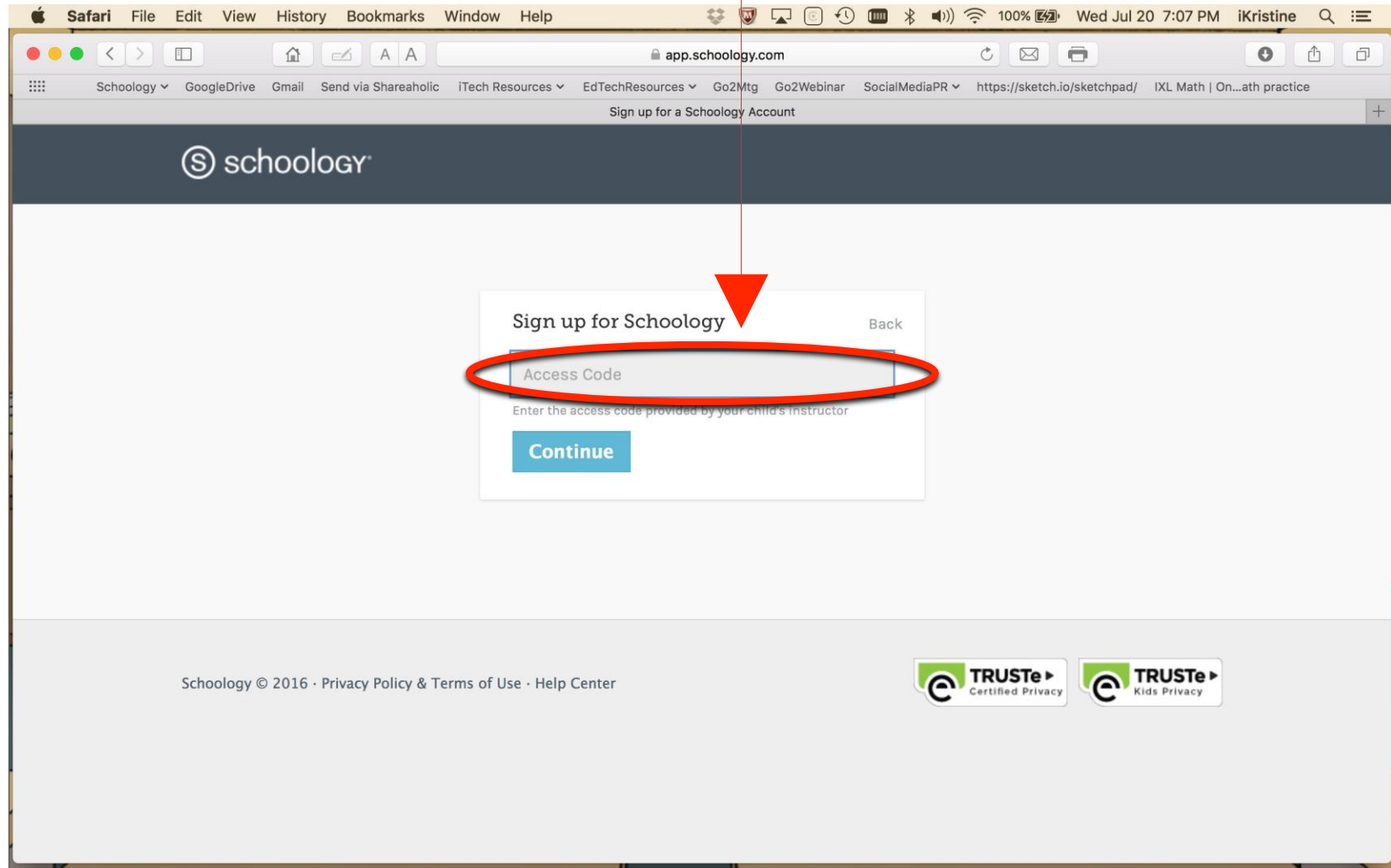
Log in to Schoology Learning, a PowerSchool Unified Classroom product.



# Select PARENT



Enter ACCESS CODE provide by School  
for your student



The image shows a web browser window displaying the Schoolology sign-up page. The browser's address bar shows the URL `app.schoolology.com`. The page has a dark header with the Schoolology logo. Below the header, there is a sign-up form titled "Sign up for Schoolology" with a "Back" link. The form contains a text input field labeled "Access Code" which is highlighted with a red oval. Below this field is a blue "Continue" button. A red arrow points from the text above to the "Access Code" field. The footer of the page includes copyright information and two TRUSTe privacy certification logos.



Sign up for Schoolology [Back](#)

Access Code

Enter the access code provided by your child's instructor

[Continue](#)

Schoolology © 2016 · [Privacy Policy](#) & [Terms of Use](#) · [Help Center](#)

Follow the Prompts to enter your Information  
and **CLICK REGISTER**

The screenshot shows a Safari browser window with the URL `app.schoology.com`. The page title is "Sign up for a Schoology account". The Schoology logo is at the top left. A red arrow points to the "First Name" input field in the registration form.

**Sign up for Schoology** [Back](#)

P9WT-KNVZ-MD89

First Name  Last Name

Email or Username

Password

Confirm Password

☒ Receive periodic Schoology updates

[Register](#) By clicking Register, you agree to our [Privacy Policy & Terms](#)

You are now connected to your student.  
If you have more students in the school/district,  
enter the additional student codes here...

The screenshot shows the Schoology parent portal in a Safari browser window. The address bar shows `app.schoology.com`. The top navigation bar includes links for Home, Courses, Groups, and Resources. On the left sidebar, there are links for Recent Activity, Calendar, Messages, and People. The main content area is titled "Recent Activity" and shows a "Post: Event" with the message "There are no posts". A modal window titled "Your Parent Account" is open, displaying instructions: "It's easy to view your children's activity on Schoology. Click on your child's name to browse Schoology as a parent." and a "Close" button. On the right side, a dropdown menu is open, showing a list of students with their names and profile pictures. The first student is "Virginia Clayton-K..." and the second is "Billy C...". Below the student list, there is a red circle around the "+ Add Child" button. A red arrow points from the text "Student Name" to the student list, and another red arrow points from the text "Parent Name" to the dropdown menu. The footer of the page includes links for Help Center, Schoology Blog, Privacy Policy & Terms of Use, and a copyright notice for Schoology © 2016.

Recent Activity

Post: Event

There are no posts

Your Parent Account

It's easy to view your children's activity on Schoology. Click on your child's name to browse Schoology as a parent.

Close

Parent Name

Student Name

+ Add Child

Training Sandbox Environment

Notifications

Account Settings

Recycle Bin

Logout

Help Center · Schoology Blog · Privacy Policy & Terms of Use

English · Schoology © 2016

Select the STUDENT NAME to see information in Schoology that pertains to your Child

The screenshot shows the Schoology parent portal in a Safari browser window. The browser's address bar displays 'app.schoology.com'. The page header includes the Schoology logo and navigation links: Home, Courses, Groups, and Resources. A left sidebar contains links for Recent Activity, Calendar, Messages, and People. The main content area is titled 'Recent Activity' and shows a 'Post: Event' with the message 'There are no posts'. A modal window titled 'Your Parent Account' is open, stating: 'It's easy to view your children's activity on Schoology. Click on your child's name to browse Schoology as a parent.' On the right side, a dropdown menu is open under the 'Parent Name' header. This menu lists two children: 'Virginia Walton-K...' and 'Boy, Christon', both with 'Training Sandbox Env...' as their last activity. The 'Boy, Christon' entry is circled in red. Below the children's list are links for '+ Add Child', 'Training Sandbox Environment', 'Notifications', 'Account Settings', 'Recycle Bin', and 'Logout'. At the bottom of the page, there is a footer with links to the Help Center, Schoology Blog, Privacy Policy & Terms of Use, and a language selector set to 'English'. The copyright notice 'Schoology © 2016' is also present.

You can then navigate around to see COURSES, GROUPS, GRADES, ASSIGNMENTS, EVENTS, CALENDAR, UPDATES and more.

The screenshot shows the Schoology app interface on a Safari browser. The browser's address bar displays 'app.schoology.com'. The page header includes the Schoology logo, navigation links (Home, Courses, Groups), and a user profile for 'Billy Clinton'. The main content area is titled 'Student Activity · Enrollments' and features a large, stylized announcement: 'FINAL EXAM ON FRIDAY!! Don't forget to Study!!'. Below this, a list of activities is shown, including messages from Mrs. Lurz about bringing books to class and a field trip permission slip, as well as grade updates for Billy Clinton. The right sidebar contains sections for 'Recent Grades' (Graded assignments, tests/quizzes, discussions) and 'Overdue' assignments, listing tasks like 'Goals' and 'Oceans Workbook Homework' with their due dates and completion status.

**Schoology** Home Courses Groups Billy Clinton

**Summary**

- Grades/Attendance
- Mastery
- Calendar
- Messages

**Student Activity · Enrollments** Most Recent

**Mrs. Lurz** ▶ 3rd Grade Course: Section 1  
Bring books to class on Friday!  
Mon Jul 18, 2016 at 9:10 am

**Mrs. Lurz** ▶ 3rd Grade Course: Section 1  
**FINAL EXAM ON FRIDAY!!**  
*Don't forget to Study!!*  
▼ Show More  
Tue Jun 7, 2016 at 10:02 am

**Mrs. Lurz** ▶ 3rd Grade Course: Section 1  
Remember field trip permission slips.  
 FIELD TRIP Permission Slip.pdf 78 KB | VIEW  
Tue Jun 7, 2016 at 10:00 am

**Billy Clinton** received 100/100 for Paricipation Apr 19 at 2:49 pm

**Billy Clinton** received 90/100 for Pop Quiz Mar 18 at 10:40 am

**Billy Clinton** received 5/50 for Behavior Jan 28 at 4:26 pm

**Recent Grades**

- Graded assignments 3
- Graded tests/quizzes
- Graded discussions

**Overdue**

TUESDAY, MAY 12, 2015

- 1. Goals 11:59 pm

FRIDAY, MAY 29, 2015

- Oceans Workbook Homework

TUESDAY, AUGUST 18, 2015

- 3, 2, 1... What do you think? 11:59 pm

MONDAY, NOVEMBER 30, 2015

- Third Grade Favorite Memory 11:59 pm

MONDAY, DECEMBER 7, 2015

- Third Grade Favorite Memory Discussion 11:59 pm